

# An assessment of the effect of human faeces and urine on maize production and water productivity

Edward Guzha,<sup>a\*</sup> Innocent Nhapi<sup>b</sup> and Johan Rockstrom<sup>c</sup>

<sup>a</sup> *Mvuramanzi Trust, Box MR 103 Marlborough, Harare, Zimbabwe*

<sup>b</sup> *Department of Civil Engineering, University of Zimbabwe, Box MP167, Mt. Pleasant, Harare, Zimbabwe*

<sup>c</sup> *Stockholm Environment Institute, Box 2142, SE 103 14 Stockholm, Sweden*

## Abstract

The key challenge facing many catchment authorities in Zimbabwe and elsewhere is the challenge of feeding the growing populations within their catchment boundaries. Modern agricultural practices continue to mine valuable crop nutrients through increased food production to satisfy ever-increasing food demand. In recent diagnostic survey of smallholder agricultural sector in the Manyame catchments of Zimbabwe it was revealed that exhausted soils depleted of their natural mineral and organic constituents by many years of cropping with little fertilization or manuring were the major factors contributing to low yields and poor food security in this sector in Zimbabwe. The objective of the study was to assess the effect of using sanitized human excreta on maize production and water productivity. The study involved six volunteer farmers with four 10 m x 10 m trial plots each with the following treatments the control, commercial fertilizer treatment urine only plot, and the faecal matter and urine plot. Harvest determination was carried by weighing the yield from each of the treatment plots and comparisons done. Water productivity was computed by calculating the amount of water used to produce a tone of maize per ha. The study showed that human excreta improves maize crop production and water productivity in rain-fed agriculture. The study recommends that the ecological sanitation concept and the reuse of human excreta both humanure and (ecofert) urine can be considered as alternative excreta management options in catchment areas.

*Keywords:* Human excreta, humanure, ecofert, water productivity

## 1. Introduction

The challenge of feeding tomorrow's world population is largely dependent on improved water productivity, making optimal use of the available land (Rockstrom, 2003). This could be achieved by improving soil fertility management by using readily available nutrients from ecological sanitation toilets. Rain-fed agriculture plays an important role in this respect because 80% of agricultural land world-wide is under rain-fed agriculture (Rockstrom, 2003). It is anticipated that water productivity enhancement in rain-fed agriculture could be achieved by integrating nutrient recycling through human excreta use.

Global crop nutrient sources, especially potassium (K) and phosphorus (P), continue to be depleted as the demand for food to satisfy growing world population increase. It is estimated that the current world phosphorous reserves will only last for 100 - 150 years (Otterpohl et al., 1996). The known reserves of currently exploitable phosphate rock are estimated at about 40 billion tons. At the peak rate of consumption (150 million tons per year) these reserves will last more than 250 years. In addition there are vast phosphate resources present in the earth crust which, with today's technology, are not yet commercially exploitable. Although nitrogen is the earth's most abundant element (the atmosphere is 78% nitrogen gas) and an essential component of all life, plants can only use nitrogen fixed with hydrogen and oxygen in the form of inorganic compounds. The current over-exploitation of nitrogen from the atmosphere in the production of artificial fertilizers is going to upset the nitrogen balance (Gijzen and Mulder, 2001). The global fertilizer consumption has generally risen over the past years (Fig. 1) and if this trend is not reversed soon, will lead to an unsustainable food production situation. It is therefore

- 
- Corresponding author.
  - E-mail address: [eguzha@zol.co.zw](mailto:eguzha@zol.co.zw) or [eguzha@yahoo.co.uk](mailto:eguzha@yahoo.co.uk) (E. Guzha)

## An assessment of the effect of human faeces and urine on maize production and water productivity

important that humankind aim at efficiently utilizing the available resources so that they would also be available to future generations. Some schools of thought suggest the use of short, closed cycles in water and waste management. They argue that the logical path/way of disposing human waste is in agriculture as this makes use of valuable nutrients, whilst at the same time achieving environmental benefits associated with excreta disposal into water bodies.

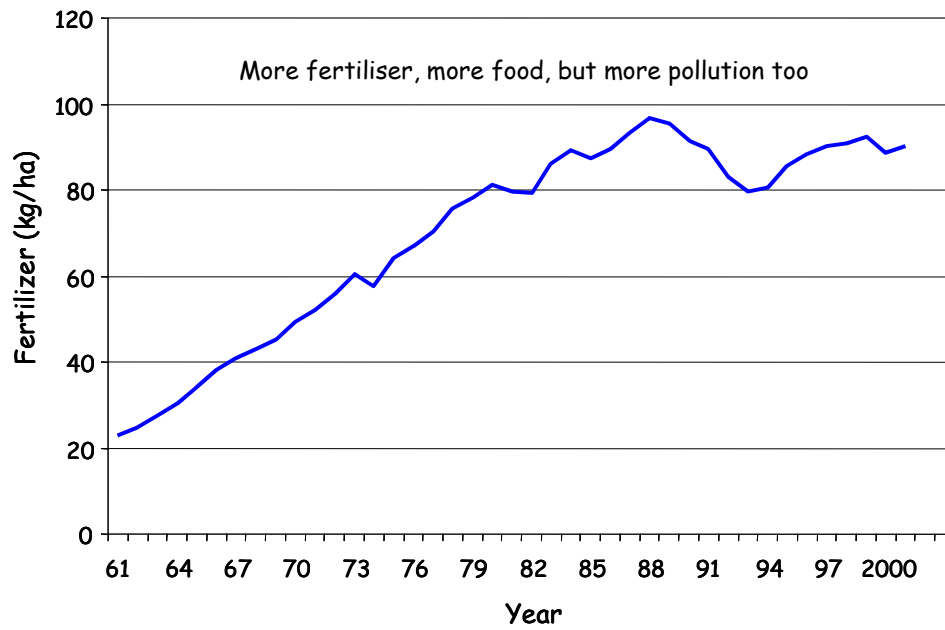


Fig. 1. Global fertilizer use from 1961 (Source FAO)

The cost of commercial fertilizers cannot be afforded by most poor societies and this is also the sector that does not have access to cattle manure, thereby forcing these people to do without these fertilizers. To ensure sustainable food security is achieved through increased food production, it is essential that cheap and readily available nutrient sources are considered. It is for this reason that ecological sanitation, ecosan, is now being promoted, offering an alternative to fertilizer with the added benefit of soil conditioning. In fact, each person is capable of producing enough fertilizer for his food needs (Table 1).

Table 1: Potential for nutrient production from human waste in Zimbabwe

Annual maize needs in Zimbabwe	1,800,000 tonnes
Maize needs per capita/yr for 11,600,000 people in Zimbabwe	155 kg/cap.yr
Assuming 1 ha produces 7 t of maize. 1 ha produces maize for	45 people
Therefore, fertiliser requirements at 175kg/ha per person for N	3.9 kg N/cap.yr
Therefore, fertiliser requirements at 30kg/ha per person for P	0.7 kg N/cap.yr
Compare with sewage	
N production at 10 g N/cap.d	3.7 kg N/cap.yr
P production at 2 g P/cap.d	0.7 kg P/cap.yr

# **An assessment of the effect of human faeces and urine on maize production and water productivity**

This paper is based on a study on the potential for utilizing human waste (faeces and urine) for the production of maize conducted from November 2003 to May 2004 in the Marondera district of Zimbabwe. The study was based on pilot scale aiming at assessing the potential production based on the yield (production per unit area) and effect on water productivity (harvested weight per unit volume of water).

## **2.0 Methodology**

### **2.1. Study area**

The study was conducted in the Marondera District Ward 14, in the Chihota Communal Lands (Fig. 2). The district has a population of 155,000 according to the 2002 national census figures (CSO, 2002). The soils are predominant well-drained sand soils which are generally not suitable for intensive crop production. The water table is shallow at about 3 m. As a result, Mvuramanzi Trust, a local non-governmental organization, has been promoting the use of ecosan toilets of the Urine Diversion type which are constructed above-ground type to avoid encountering the water table. The study area falls under natural region 2 and 3 characterized by average to moderate rainfall ranging between 430mm – 630mm. The rainfall comes around the 15 of October, but is highly variable. Cropping season faces high rainfall variability with midseason dry extending to as long as three weeks. In some bad seasons the midseason dry spell causes complete crop failure.

### **2.2. Experimental setup**

The study was designed as a two factor experimental design consisting of 10 m by 10 m randomized blocks with three (3) repetitions to ensure statistical validity. The major factor investigated was nutrients. The nutrient factor was assessed on four (4) levels of treatments consisting of the following:

- i. Plot 1: control plot where maize was planted and allowed to grow without any crop nutrients applied.
- ii. Plot 2: Normal artificial fertilizer treatments of compound D (NPK 7:18:7) as basal fertilizer treatment and ammonium nitrate (34.5%) as top dressing were both applied at the rate of 6g per crop, as per manufacturer's recommendations.
- iii. Plot 3: urine (ecofert) was applied at the rate of 100 ml per crop as the basal treatment and 100 ml as the top dressing treatment after 4 weeks and when the crop was at knee level, in line with normal fertilizer application practices in the area.
- iv. Plot 4: faecal matter (humanure) was applied as basal fertilizer at the rate of 80 g per planting station, whilst urine was applied at 100 ml per plant.

The plots were randomly arranged in the sense that no particular treatment had a fixed position in all the fields. Numbers 1 to 4 were assigned to these treatments as described above for easy computation and presentation. Plant growth in terms of leaf area stem thickness were monitored at 8 weeks and recorded for each plot. Measurement of the harvest was done by weighing the maize stalk, the maize cobs and the maize seed or cereal.

# An assessment of the effect of human faeces and urine on maize production and water productivity

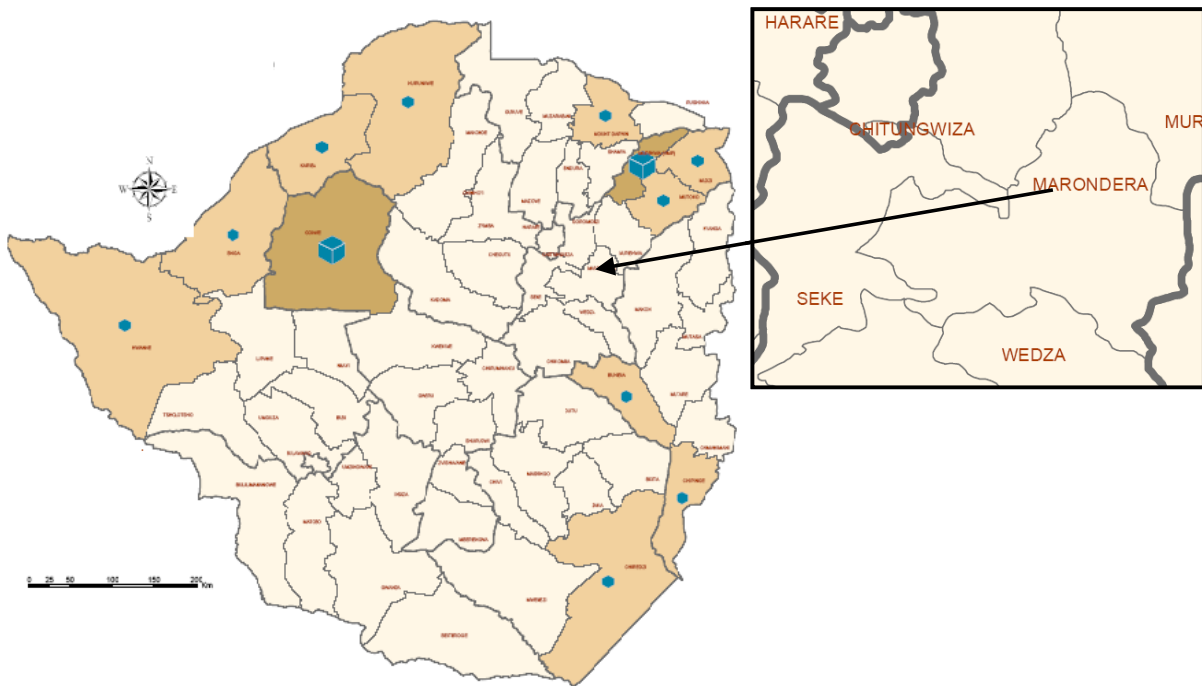


Fig. 2. Location map of Marondera District in Zimbabwe

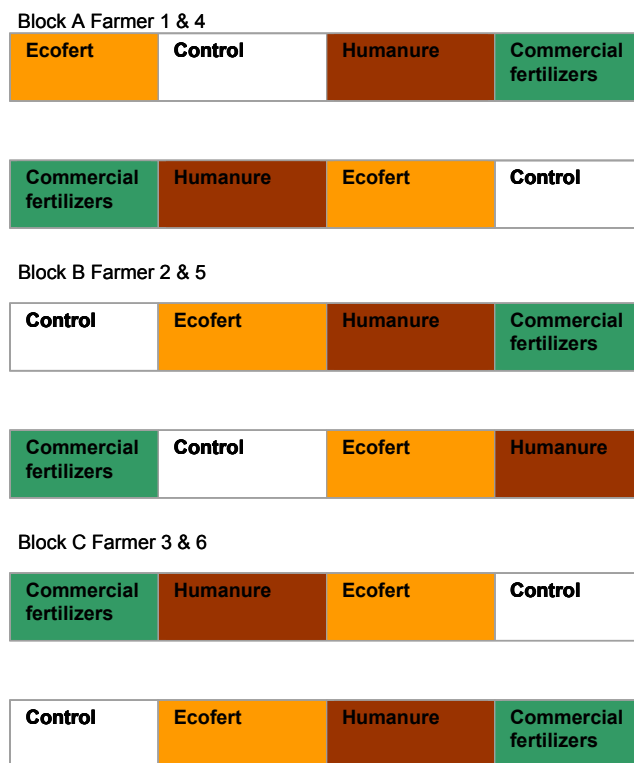


Fig. 3. Layout of the experimental fields used for growing maize with 4 treatments in each case

## **An assessment of the effect of human faeces and urine on maize production and water productivity**

### **2.3. Determination of water use efficiency**

Water use efficiency was determined by adding the total amount of rainfall recorded throughout the cropping season and calculating the average rainfall using the following formula:

$$\text{Average Rainfall} = \text{Total Precipitation (mm)} / \text{No of rainfall events} \quad (1)$$

Daily rainfall records were made using a “famer’s raingauge”, graduated conical flask type. On the actual amount of water available to the plant was determined from the following water balance equation:

$$P = E + T + D + R + \delta S \quad (2)$$

Where

P	=	rainfall, mm, determined from rain gauge measurements
E	=	evaporation, mm,
T	=	transpiration, mm,
D	=	drainage, mm,
R	=	is runoff, mm,
$\delta S$	=	is change in storage, mm

It was assumed that there would be no runoff considering the daily rainfalls recorded, and the soil characteristics that affect infiltration and porosity were considered to be the same in all the experimental plots.

### **2.4. Determination of water productivity**

Equation 2 was used in MS Excel computations to generate water balance and respective water use efficiencies of different treatments. In the calculation of water productivity, the following collected data were entered into excel spread sheet treatments: total and average rainfall, supplementary irrigation (where applicable), average weight of stalk, average weight of cobs and total weight of grain. All the data was expressed in kgs per hectare. Equation 3 was used to calculate the water productivity.

$$W_{pet} = (WP)T / (1 - e^{-by})^5 \quad (3)$$

Where

$W_{pet}$	=	green water productivity ( $m^3\text{ton}^{-1}$ )
$(WP)T$	=	productive green water productivity $m^3\text{t}^{-1}$
$1 - e^{-by}$	=	b is a constant and
y	=	grain yield (t/ha)

(after Rockstrom and Falkenmark, 2000)

The water use efficiency WUE or  $W_{pet}$  parameter is defined in this study as the volume of transpiration ( $m^3$ ) needed to produce 1 ton of dry matter grain yield ( $m^3\text{ton}^{-1}$ ) (WUET).

## **3. Results and analyses**

### **3.1. Growth monitoring**

Plant growth was assessed in terms of plant height, leaf height, and leaf length (Fig. 4).

## An assessment of the effect of human faeces and urine on maize production and water productivity

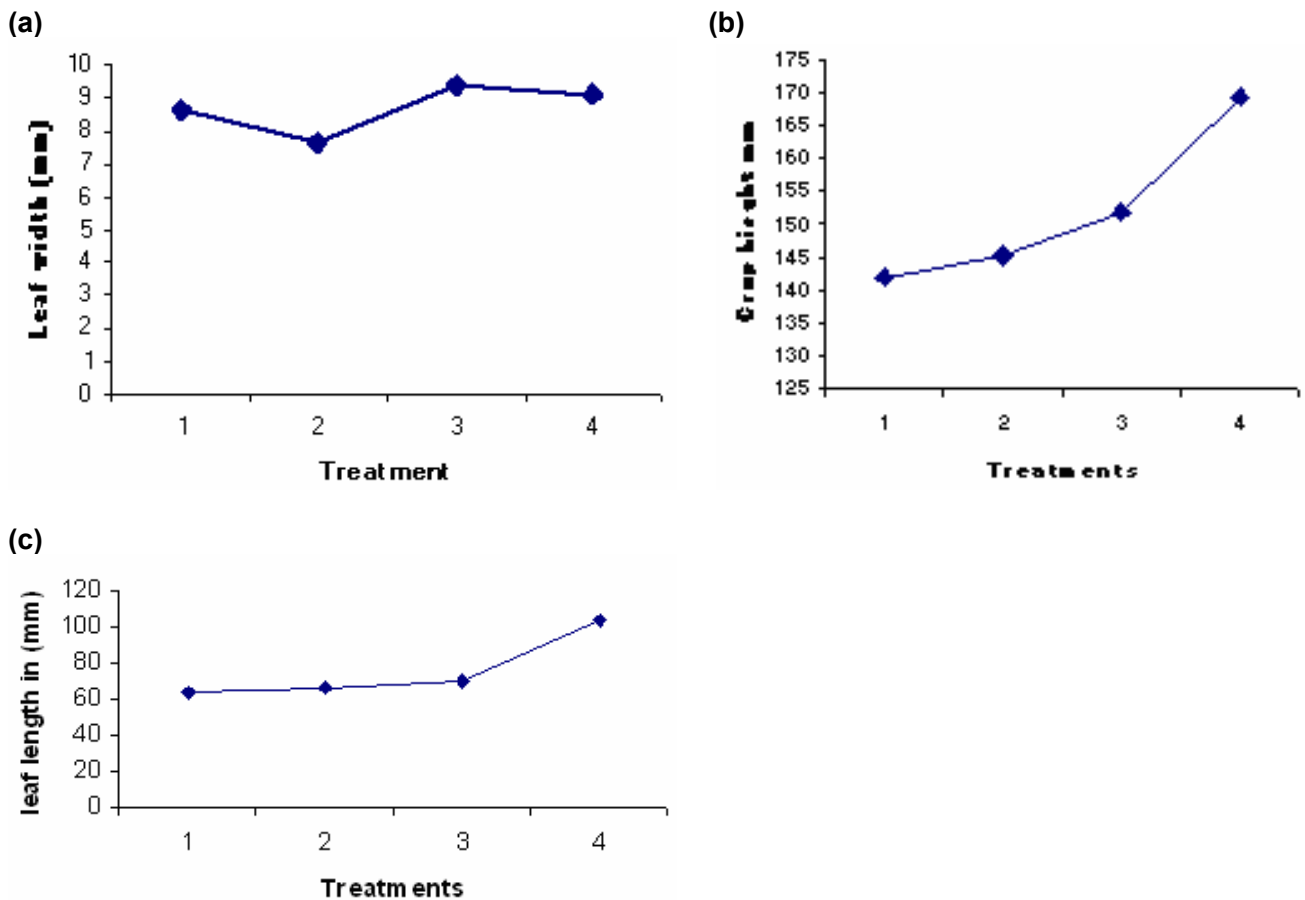


Fig. 4 Crop growth analysis based on (a) height, (b) leaf width, and (c) leaf length

A summary of the growth monitoring measurements revealed that humanure + ecofert treated plots had the tallest crop with the longest leaf length followed by the ecofert only treatment which has the widest leaf length and the same stem thickness. Growth monitoring graphs (Fig. 4) show that the maize crop treated with humanure had better plants in terms of height, stem thickness, leaf length and width. One other distinction was that growth measurement showed that commercial fertilizer treated crops had longer leaves than all other plots because.

### 3.2. Maize yield

Maize from different 10 m x 10 m plots were harvested shelled, dried and weighed, with the data expressed as yield per hectare (kg/ha) (Fig. 5). These results also showed that the ecofert + humanure treatment was the best followed by ecofert only.

## An assessment of the effect of human faeces and urine on maize production and water productivity

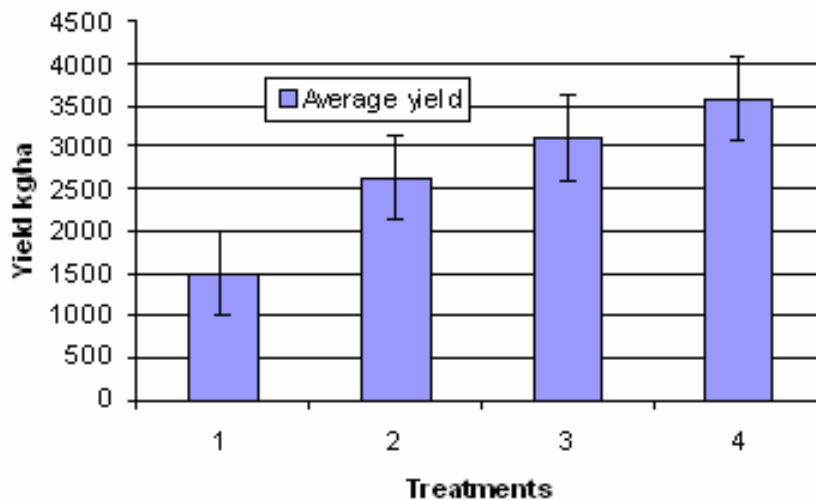


Fig. 5 Average grain yields/ha harvested from the four treatments

### 3.3. Statistical analysis

The statistical analysis of variance treatment effect was analyzed using the Student – Newman Kenls (SNK) and it showed that yield from humanure + urine (ecofert) treatment (Plot 4) was significantly larger than the control treatment (1) at  $p = 0.05$ . There was no significant statistical difference between humanure + ecofert treatment and commercial fertilizer or ecofert treatment alone. The study showed that a much higher yield is obtained if a farmer uses both humanure and ecofert. For example, in the above figure the harvest from humanure plots is above 3.5 tons/ha and the yield for ecofert treated crop is slightly above 3 tons/ha. Yield from commercial fertilizer plots is around 2.5 tons/ha and that of the control is shown to be 1.5 ton/ha. In real practice, however, the yield from a field where no nutrient was applied could be as bad as zero.

### 3.4. Water productivity

Figure 6 shows that treatment 4 (humanure + ecofert) used less water per unit weight of maize produced. This shows that ecosan has a potential to enhance water productivity.

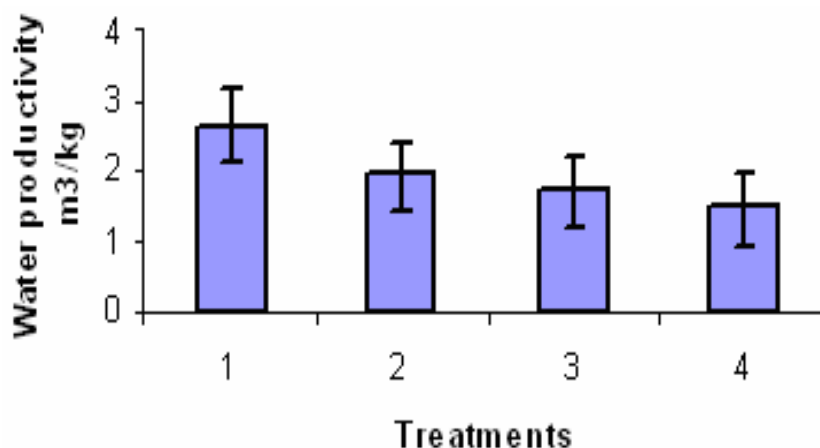


Fig. 6 Water productivity from different treatment sites

## An assessment of the effect of human faeces and urine on maize production and water productivity

Water use efficiency ranged from 2,000 – 2,300 m<sup>3</sup>/ton for a non-fertilized crop in the control plot (1). WUE<sub>et</sub> for crops fertilized with chemical fertilizers compound D and Ammonium Nitrate (2) and ecofert (3) alone ranged between 1,650 m<sup>3</sup> /ton– 1,700 m<sup>3</sup>/ton. The highest water productivity or efficiencies was found on plot (4) the crops fertilized by a combination of humanure and ecofert, with WUE<sub>et</sub> of about 1,300 m<sup>3</sup>/ton from different treatments. The study suggests that humanure plus ecofert has the highest water use efficiency followed by ecofert only, followed by commercial fertilizer. Cultivating without any nutrient is an inefficient use of scarce water resources.

### 3.5. Field water balance

Equation 2 was used to compute the water balance. Computation of data was used in order to generate evapo-transpiration (ET) and drainage (D). Table 2 shows the estimated water balance of the experimental plots. Using the data from the water balance Table 4.1 above, percentage of water used by the crop as evapo-transpiration (ET) and the one being lost as drainage (D) was calculated.

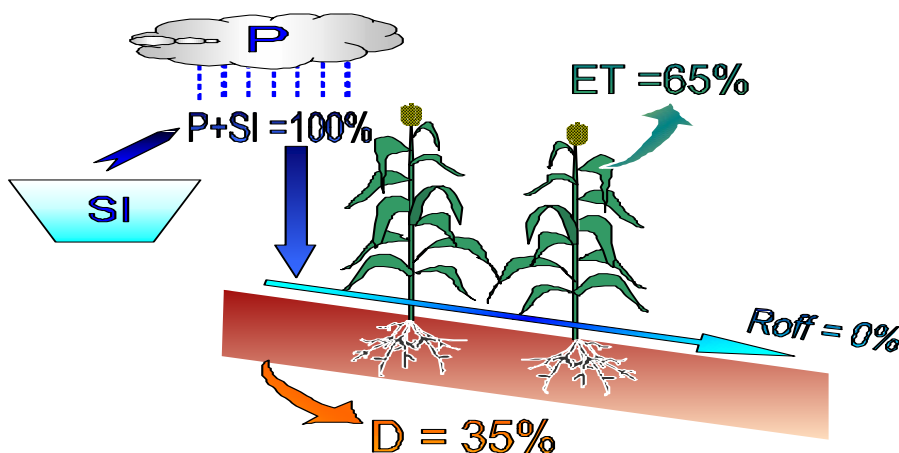
Table 2 shows the water balance at the experimental plots the assumption here is that the R is zero

Treatment	P (mm)	SI (mm)	ET (mm)	R (mm)	D (mm)
C (1)	631	3	411	0	222
CF (2)	631	3	439	0	194
E (3)	631	3	447	0	186
H (4)	631	3	481	0	152

N.B. P is Precipitation, SI is Supplementary Irrigation, ET is Productive Evapotranspiration, R is Runoff, and D is Drainage

The total water supplied to each experimental plot was calculated and an average worked out. Using the data from the water balance Table 4.1 above, percentage of water used by the crop as evapo-transpiration (ET) and the one being lost as drainage (D) was calculated. Figure 4.5 below is an attempt to show the water balance in the control experimental plot.

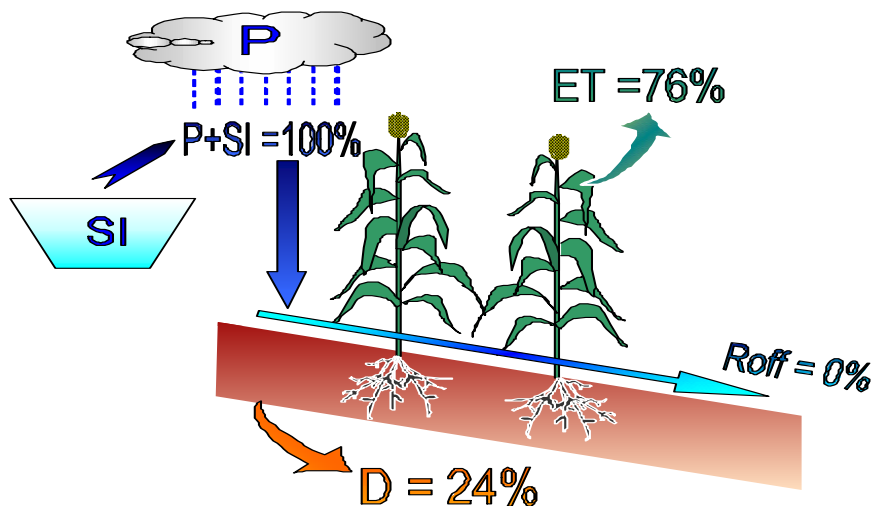
Figure 7 Water balance in a control plot



The total water supplied to the humanure plot was calculated and an average worked out. Using the data from the water balance table 4.1 above, percentage of water used by the crop as evapo-transpiration (ET) and the one being lost as drainage (D) was calculated. Figure 7 and 8 below shows the water balance in the control experimental plot.

## An assessment of the effect of human faeces and urine on maize production and water productivity

Figure 8 Water balance humanure + ecofert plots



The above diagrams show the different water partitioning of supplementary irrigation (SI) + rainfall (P) at the experimental field level. Figure A shows water partitioning on a field where the farmer is not applying any form of nutrient amendment. On such the study seems to indicate 65% of the total water supplied is used for productive evapo-transpiration (ET) while 35% is lost as underground drainage (D) and also to contribute to underground water recharge.

The second Figure 8 shows a scenario where a farm chooses to embark on a humanure + ecofert maize production strategy. The study reveals that 76% of the total amount of water supplied to a field is taken up by plants as total evapo-transpiration (ET) 11% above the water uptake in field where no nutrients have been used. Consequently a relatively low flow 24% is lost as drainage D. Whilst they is much gain to the farmer in terms of productive (ET) and corresponding grain yield, they is loss to the underground water recharge from an (IWRM) perspective

Measurement of harvest from different treatment showed that a combination of humanure and ecofert assures a farmer of a good return from his capital investment because of good yields. Taking the control as our base yields increases of about 250% are achieved by using such a combination and increases of above 200% is achieved by adopting an ecofert only strategy this is still higher than the commercial fertilizer strategy which gives 166% increases in yields. Statistical analysis of the data using (SNK) variance of effect analysis tool showed that they was a major statistical difference in harvest between humanure + ecofert plots compared with the control but they was an insignificant statistical difference between commercial fertilizer, ecofert and humanure + ecofert confirming the hypothesis that human excreta works as good if not better that commercial fertilizers. The analyses also indicated that using humanure + ecofert improves the water productivity in maize production under rain-fed agriculture considerably.

### 5.0 Conclusions

Taking into cognisance research limitations such planting dates different farming practices and sample sizes it can safely be concluded that. Humanure + ecofert improve the water productivity by above 10% in rain-fed maize production ensuring more crop per drop of water. Water productivity for a crop where humanure + ecofert is used ranges around 1300 m<sup>3</sup>/ton compared to a situation where nothing was used which is about 2300 m<sup>3</sup>/ton.

### 6.0 Recommendations

Governments should revisit legislation and polices that concerns human excreta management and disposal with a view of defining human excreta as a resource and not a waste. Ecological sanitation toilets should be added on to the list of approved sanitation systems and technologies in the country so

## **An assessment of the effect of human faeces and urine on maize production and water productivity**

that it becomes an alternative system for people interested in reusing human excreta as fertilizer and also in areas where it is impossible dig pit to construct Blair latrine

### **Acknowledgement**

The author acknowledges financial assistance from WARFSA/Water Net, Mvuramanzi Trust and logistical support from Marondera district government extension staff. Finally thanks goes to my late dear wife Sarah Veronica Guzha and family for enduring my absence during this study.

### **References**

- Almaz and Gunda 1998. Ecosan economy and ecological sanitation experiences. SUDEA Addis Ababa, Ethiopia
- Braune and Marks, RF 1983. Appropriate Sanitation Options for Southern Africa. Water Science Technology Volume 27 University of London UK
- Cotton, A and Saywell, D 1998. On Plot Sanitation in Low Income Urban Communities. Loughborough University UK.
- CSO (Central Statistical Office) (2002) *Census 2002: Zimbabwe, Preliminary Report*, Central Census Office, Government of Zimbabwe, Harare, Zimbabwe.
- Drangert, J.O 1988. Historical overview of sanitation and urine blindness Linkshopping University. Sweden
- Steven Esrey and Ingvar Andersson 1998. Ecological Sanitation Closing the loop to Urban waste management SIDA Stockholm Sweden
- Johansson *et al* 1997. Reuse of human excreta in crop production paper at Stockholm Water Symposium 1997 Sweden
- Otterpohl, R, Albold, A and Grottker, M (1996) Integrating Sanitation into Natural Cycles: A New Concept for Cities, in Staudemann, J, Schonborn, A and Etnier, C (Eds.) *Recycling the Resource - Ecological Engineering for Wastewater Treatment*, Transtec Publications Ltd, Switzerland.
- Rockstrom, J<sup>1</sup> Barron J<sup>2</sup> and Fox, P<sup>2</sup> 2003. Water Productivity in Rainfed Agriculture Challenges and Opportunities for smallholder Farmers in Drought-prone. Tropical Agro ecosystems. UNESCO-IHE Institute for Water Education, Delft, The Netherlands and Department of Systems Ecology, Stockholm University, Sweden
- Rockstrom, J 2000. Water Resources Management in Smallholder Farms in East and Southern Africa an overview. RELMA Nairobi Kenya
- Rockstrom, J and Malin Falkenmark 2000. Semiarid Crop Production from a Hydrological perspective: Gap between potential and Actual yields
- Rockstrom, J 1999 On Farm Green Water Estimates AS A Tool for Increased Food Production in water scarce regions The Royal Society
- Rockstrom, J 2003 Water for food and nature in drought- prone tropics vapour shift in rainfed agriculture The Royal Society published on line 18 November 2003.
- Morgan, P 1999. Ecological sanitation development a compilation of manuals, Aquamor Pvt. Ltd Harare.
- Shinning, L 2001. The Utilization of human excreta in Chinese agriculture and challenges faced, South China Agricultural University